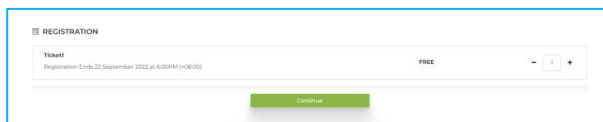



SIGN UP FOR MATRADE MEMBERS

Go to MATRADE Exporters Training Programme page in MATRADE portal (<https://www.matrade.gov.my/en/export-to-the-world/online-services/online-applications/matrade-s-exporters-training-programmes>) and click the REGISTER button

Click Here to Activate Account



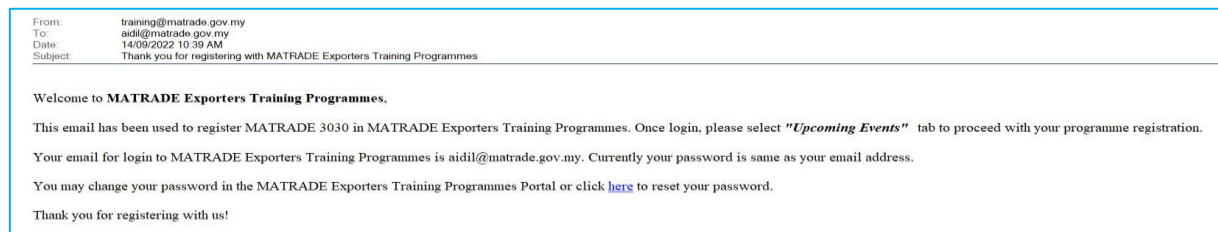
Select number of ticket (no of attendees). If you are a MATRADE Registered Member, you may select more than one (1) ticket.



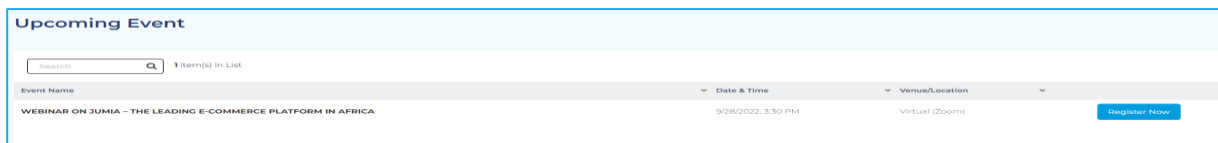
You will be redirected to MATRADE Exporters Training Programme Portal

- Click **Sign Up** tab (for first time user)
- Enter your **NEW** Company Registration Number (ROB/ROC) without the "-" symbol or space. e.g: 123445A

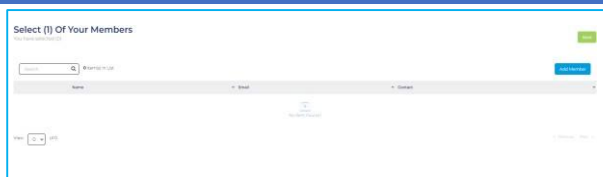
AFTER SUCCESSFUL SIGN IN:



- You will receive email from 'training@matrade.gov.my'. Locate the default password in the email sent.
- Sign-in using email that your company have registered with the given password.



Once you have logged-in, choose the event that you would like to register



- You will be redirected to the event form and select your ticket
- You will have option to manage the staff details in order to proceed with the registration

You will receive the confirmation e-mail once you have completed the registration form

Notes:

If you have just updated your details in MATRADE Exporter Registry, please allow a minimum of 24 hours for data synchronization before you can sign up for the webinar.